

HYBRID

# CANTER 816

## DUONIC AMT



**GVM:**  
7,500kg



**Power / Torque:**  
110kW / 370Nm



**Wheelbase:**  
3,400mm (E) / 3,580mm (G)

- 30,000km service intervals
- Driver's suspension seat
- Disc brakes
- Li-ion battery 10yr warranty

# SPECIFICATIONS - CANTER 816 HYBRID

## MODEL

4x2 816 HYBRID	WIDE CAB	6 SP.	AMT	FEB74ER3SFAC
4x2 816 HYBRID	WIDE CAB	6 SP.	AMT	FEB74GR3SFAC

## WHEELBASE

3,400mm (E)
3,850mm (G)

## GVM (optional)

7,500kg (5,995kg)
7,500kg (5,995kg)

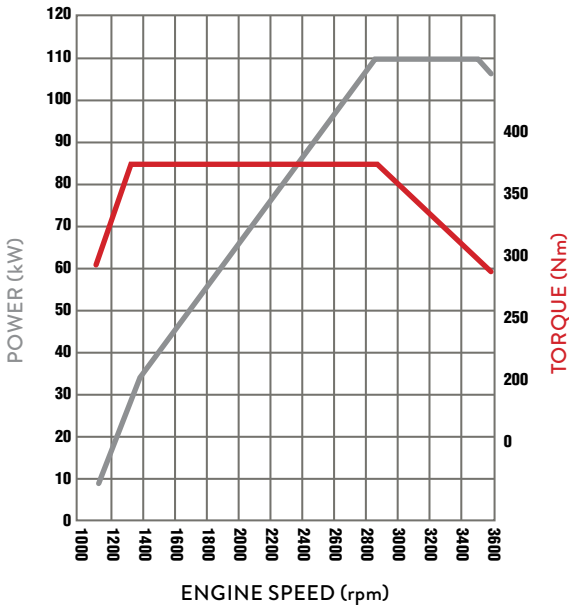
## GCM (optional)

11,000kg (9,500kg)
11,000kg (9,500kg)

## ENGINE

Engine Version	FUSO 4P10-T4 Diesel
Configuration	4 Cyl. In-line DOHC, 4-Valve
Type	Variable Geometry Turbo Charged Air to Air Intercooled
Displacement	3 litre (2998cc)
Power (DIN)	110kW @ 2840~3500rpm
Torque (DIN)	370Nm @ 1350~2840rpm
Maximum Engine Speed (rpm)	4100
Compression Ratio	17.5:1
Cooling System/Oil Cooler	Water cooled with Viscous fan,13.7L capacity. Engine oil cooler
Air Cleaner	Paper Element Type with Restrictor Indicator. Vertical Intake Mounted on Clean Air Side (RH)
Cold Start Preheat	Standard
Emission Control	Diesel Particulate Filter (DPF) Exhaust Dash Display DPF Status 0~9 (Empty~Full) Parked Regeneration possible from 7~9
Emission Level	EURO 5 (ADR 80/03) and EEV rated (Enhanced Environmentally-Friendly Vehicle)

## 4P10-T4



## ECO HYBRID ELECTRIC MOTOR

Type	Permanent Magnet Synchronous
Power	40kW @ 2100rpm
Torque	220Nm @ 200rpm
Cooling Fluid	Shared with Automated Transmission Fluid

## ECO HYBRID BATTERY

Type	Lithium-ion
Nominal Voltage	270 Volt
Capacity	7.5Ah
Cooling Fluid	Air Cooled

## IDLE STOP START (ISS) TECHNOLOGY

Function	Switches engine off at idle to save fuel
Operation	Automatic, triggered by brake pedal
Control	Default setting is active (can be switched off)

## FUEL

Injection System	Bosch Common Rail Direct Injection Bosch Piezo Technology Injectors
Tank Type	Rectangular Steel Tank with Locking Cap
Fuel Capacity (L)	100
Filtration	Filter with Water Separator and Indicator Sensor

## ELECTRICAL

Voltage	12V Negative Earth
Alternator Capacity	12V-110 amp
Battery Specification	Heavy Duty 115D31L x 2
Headlamp Type	Halogen 2x55W/60W
Fog lamp in bumper	Standard

## CLUTCH

Clutch Model	DUONIC Automated Manual (no clutch pedal)
Type	Dual Clutch (Wet Multi-plate)

## TRANSMISSION

Version	FUSO DUONIC M038S6
Type/Speeds	6 Speed Automated Manual with Auto and Manual Modes
Features	Virtually Instant Gear Changes In-Dash Gear Lever with Park Brake Position ECO Mode to Minimise Fuel Usage
Ratios	1st: 5.397 2nd: 3.788 3rd: 2.310 4th: 1.474 5th: 1.000 6th: 0.701 Rev. 5.397
PTO Opening	LH Side

## FRONT AXLE

Axle Version	FUSO F350T "I" Beam
Design Capacity (kg)	3,100
Max Operating Capacity (kg)	3,100

## FRONT SUSPENSION

Type	Multi Leaf Spring with Stabiliser Bar and Double Acting Shock Absorbers
Size (mm)	1,150 x 70

## REAR AXLE

Axle	FUSO D035 Full Floating Banjo
Ratio	5.285:1
Design Capacity (kg)	6,000
Max Operating Capacity (kg)	6,000

# SPECIFICATIONS - CANTER 816 HYBRID

## REAR SUSPENSION

Type	Steel Suspension
Details	Multi Leaf Spring with Stabiliser Bar and Double Acting Shock Absorbers
Size Main Leaves (mm)	1,250 x 70
Size Helper Leaves (mm)	880 x 70

## STEERING

Power Assisted	Tilt/Telescopic Adjustable Steering Wheel
----------------	---

## BRAKES

Type	Hydraulic Dual Circuit with Front and Rear Twin Calliper Disc Brakes
Size Front/Rear (mm)	310 x 40
Features	ABS plus EBD (Electronic Brake Distribution) Exhaust Brake; Brake Priority System
Park Brake	Transmission Mounted

## WHEELS AND TYRES

Wheel Type	7 x Single Piece Disc Rims (Including Spare)
Wheel Size	17.5 x 6.0-127
Wheel Stud Pattern	6 Stud 222.25 PCD
Tyre Size All	215/75R17.5
Spare Tyre Carrier	Provided

## CHASSIS

Type	Reinforced Tapered Channel
Size (mm)	192 x 60 x 6
Width (mm)	750
Refer to the bodybuilders guidelines on the Fuso website ( <a href="http://www.fuso.co.nz">www.fuso.co.nz</a> ) before mounting a body or modifying the chassis	

## INSTRUMENTS

Gauges	Speedometer with Odometer; Tachometer Fuel Level; Water Temperature
Colour Information Display	Fuel Consumption DPF Bar Chart from 1~9 Water Temperature Maintenance Reminder System Tripmeters x 2, Date and Time
Eco Hybrid Specific	Battery Charge Level, Electric Motor Status Charge/Assist

## STANDARD FEATURES

Airbag(s)	Dual Air Bags and Seat Belt Pre-Tensioners (Driver and Far Side Passenger)
Hill Start System	Yes
Speed Limiter	Activated and adjustable by Fuso dealer
Cab Cooling and Heating	Air Conditioner/Heater/Demister
Accessory Power	12V Accessory Power Outlet/Cigar Lighter

## KERB WEIGHTS AND MAX AXLE LOADS (kg)

Model		Vehicle Ratings**		Max Axle Loadings**		Kerb Weights*		
		GVM	GCM	Front	Rear	Front	Rear	Total
4x2 816 Hybrid Wide Cab 6 Sp. AMT	FEB74ER3SFAC	7,500	11,000	3,100	6,000	1,695	865	2,560
4x2 816 Hybrid Wide Cab 6 Sp. AMT	FEB74GR3SFAC	7,500	11,000	3,100	6,000	1,685	895	2,580
4x2 616 Hybrid Wide Cab 6 Sp. AMT	FEB74ER3SFAC(D)	5,995	9,500	3,100	6,000	1,695	865	2,560
4x2 616 Hybrid Wide Cab 6 Sp. AMT	FEB74GR3SFAC(D)	5,995	9,500	3,100	6,000	1,685	895	2,580

\* Weights (est.) includes 10L fuel and spare wheel and are subject to 2.5% variation (+/-)

\*\* Vehicle ratings and max axle loadings may be limited by local regulations.

## STANDARD FEATURES (continued)

Driving	AM/FM CD + USB + AUX + Bluetooth Hands Free, Keyless Central Locking Electric Windows, LED Map Lamp and Fluorescent Cabin Lamp, Cup Holders (2)
Storage	Dual Overhead Storage Pockets In-Dash Centre Document Storage Door Storage Pockets Coat Hooks
Cab: External	Front End-Outline Marker Lamps Front Step Lights
Chassis	Reverse Warning Buzzer

## CAB FEATURES

Type	All Steel Forward Control Manual Tilt
Cab Structure	ECE-R29 European Cab Strength Approved with Door Side Impact Beams
Mounting	Hydroelastic 4 Point
Underseat Engine Access	N/A
Colour	Natural White (W31)
Windscreen Wipers	2 Speed + Intermittent Cycle with Integrated Washer Nozzles
Rear Vision Mirrors	1 x Internal 2 x External Convex Heated
Interior	Fully Trimmed cab with vinyl floor covering
Seating Capacity	3
Seat Belts	Driver - Height adjustable ELR 3 Point with tension reducer Outside Passenger - ELR 3 point Centre Passenger - Lap belt
Seat (driver)	Heavy Duty Suspended with LH Arm Rest, Adjustable Lumbar Support and Weight Adjustment. Cloth Trim
Seats (passenger)	Flat Folding, 2 Passenger Bench with headrest in outside position

## SERVICE INTERVALS

Please contact your nearest Fuso dealer for details

## WARRANTY

36 months or 100,000km (whichever occurs sooner)

Drive Battery – 5 years plus an additional 5 years subject to the vehicle being serviced at an authorised Fuso dealer

Subject to terms and conditions in the Fuso Warranty Booklet

## PERFORMANCE

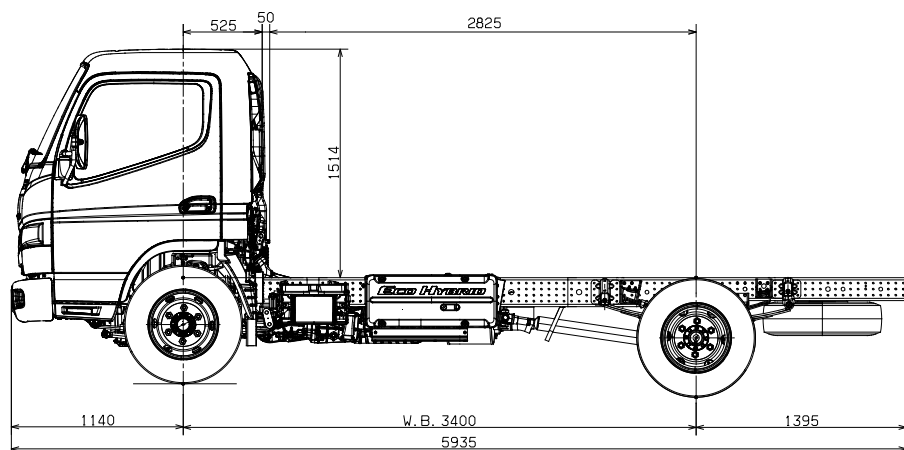
Turning Circle (kerb to kerb - metres)	E = 12.2 G = 13.0
Road Speed (km/h) at Max Engine Speed	128
Engine Speed (rpm) at 90km/hr (top gear)	2345
Gradeability at Rated GVM (theoretical)*	28%
Notes	*This is theoretical performance only. Actual performance may vary under different conditions

# SPECIFICATIONS - CANTER 816 HYBRID

## DIMENSIONS (mm)

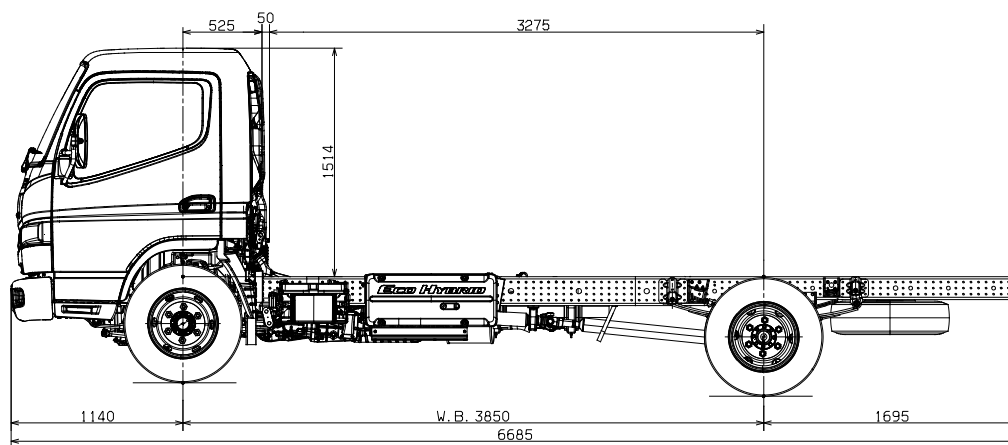
	E Wheelbase	G Wheelbase
Wheelbase	3400	3,850
Length Overall	5,935	6,685
Height Overall	2,195	2,195
Width Overall	2,035	2,035
Width Rear Axle	2,035	2,035

	E Wheelbase	G Wheelbase
Width Front Track	1,665	1,665
Width Rear Track	1,560	1,560
Width Frame	750	750
Height Frame at Rear Axle	795	795



**CANTER 816 HYBRID – ‘E’ WHEELBASE**

1000  
UNIT: mm 20mm=1m



**CANTER 816 HYBRID – ‘G’ WHEELBASE**

1000  
UNIT: mm 20mm=1m

Scale = 1:50 (20mm = 1 metre). This scale is accurate when used on the original spec sheet, be aware that enlarging these illustrations can alter the scale and cause incorrect measurements. Fuso New Zealand and its authorised dealers always recommend customers seek professional advice from independent sources before commencing any engineering activities.

A policy of continual improvement means that specifications detailed in this brochure are subject to change without notice. Contact your authorised Fuso dealer to confirm current specifications. Fuso is a registered trademark of Mitsubishi Fuso Truck & Bus Corporation. Copyright © Fuso NZ (2017)